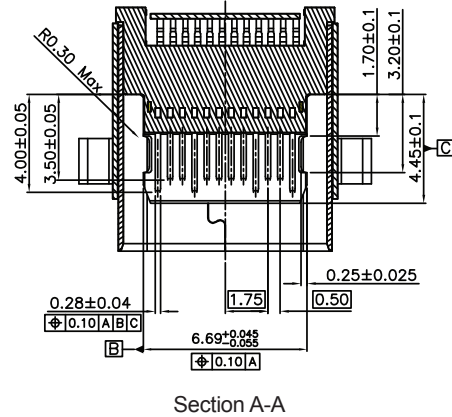
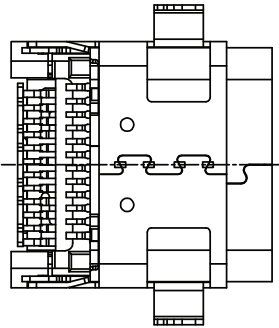
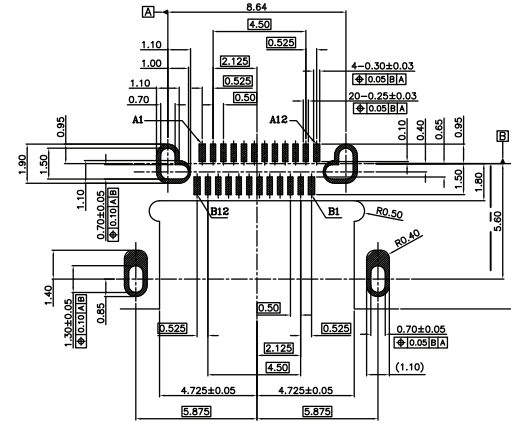


Isometric View



Section A-A



Recommended PCB Layout

Pin	Signal Name	Mating Sequence	Pin	Signal Name	Mating Sequence
A1	GND	First	B12	GND	First
A2	SSTXp1	Second	B11	SSRXp1	Second
A3	SSTXn1	Second	B10	SSRXn1	Second
A4	VBUS	First	B9	VBUS	First
A5	CC1	Second	B8	SBU2	Second
A6	Dp1	Second	B7	Dn2	Second
A7	Dn1	Second	B6	Dp2	Second
A8	SBU1	Second	B5	CC2	Second
A9	VBUS	First	B4	VBUS	First
A10	SSRXn2	Second	B3	SSTXn2	Second
A11	SSTXp2	Second	B2	SSTXp2	Second
A12	GND	First	B1	GND	First
SHELL	GND		SHELL	GND	

**ELECTRICAL:**

CURRENT RATING: 5A Min. for VBUS,  
0.25A Min. for Other

CONTACT RESISTANCE:

< 20 Milliohm Max.

INSULATION RESISTANCE:

> 1000 Mgeaohm Min.

DIELECTRIC WITHSTANDING VOLTAGE:

100 VAC for 1 Minute

**MATERIAL:**

INSULATOR: LCP, UL94V-0, Black / Blue

CONTACTS: Copper Alloy

CONTACT PLATING:

Gold Plating over 50u" Nickel on Contact Area,  
80u" Tin / Plating over 50u" Nickel on Solder Area

SHELL: Stainless Steel with 50u" Nickel Plating

**Mechanical:**

INSERTION FORCE: 5 ~ 20N Max.

WITHDRAWAL FORCE: 8 ~ 20N Kg

DURABILITY: 10000 Cycles

**HOW TO ORDER:**

U X 0 5 - 0 2 0 0 - 1 0 X 2 - Z

**BODY STYLE**

0 - Female Right Angle

**# OF POSITIONS**

02 - 24 Position SMT

**MOUNTING STYLE**

00 - Surface Mount  
Thru Hole Shell Legs

**OFFSET**

1 - 2.18mm

**CONTACT AREA PLATING**

0 - 4u" Au  
1 - 7u" Au  
2 - 10u" Au  
3 - 15u" Au  
4 - 30u" Au

**PACKAGING**

0 - Tray  
2 - Tape & Reel

**RoHS COMPLIANT**

**Insulator Color**

0 - Black  
1 - Blue

Rev	Drawn	Checked	Approved	Date
0 Issued	B.S.	S.M.	S.M.	07/29/15

**SMP TECHNOLOGY, INC.**  
USB 3.1 Receptacle, Type C Surface Mount with (11.75mm) Thru Hole  
Shell Legs, 2.18mm Offset

SCALE :N/A

TOL. DEC. .X +/- 0.25

.XX +/- 0.20

ANGLE +/- 5°

UNIT: mm

SERIES: UX05-0200-10X2-Z