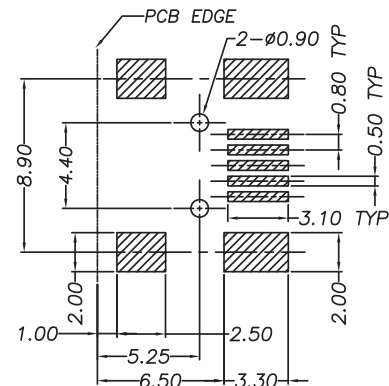
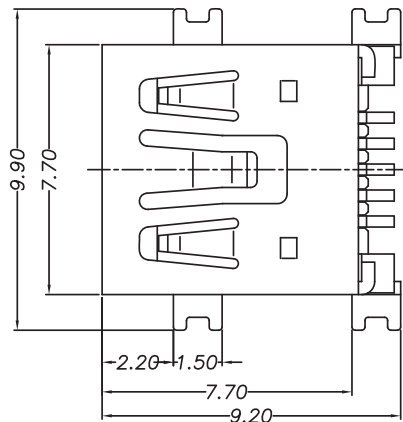
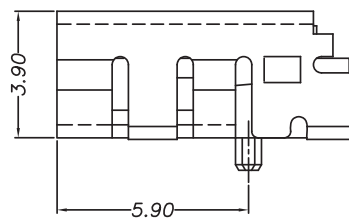
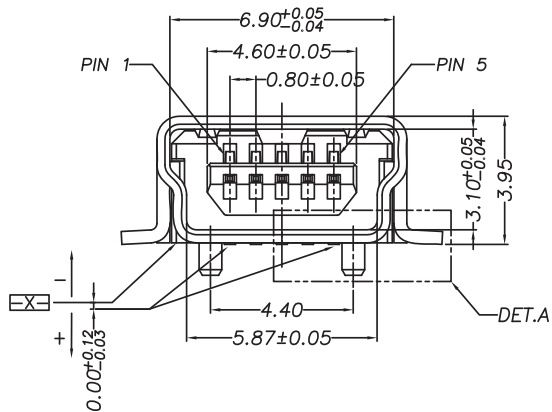


DET.A(10:1)



RECOMMENDED PCB LAYOUT  
(PCB t=0.8)



**ELECTRICAL:**

CURRENT RATING: 0.5A  
 CONTACT RESISTANCE:  
 < 30 Milliohm Max.  
 INSULATION RESISTANCE:  
 > 1000 Mgeaohm Min.  
 DIELETRIC WITHSTANDING VOLTAGE:  
 750V (rms) AC for 1 Minute  
 OPERATING TEMPERATURE: -55° C to +125° C

**MATERIAL:**

INSULATOR: Thermoplastic UL94V-0  
 CONTACTS: Phosphor Bronze  
 CONTACT PLATING:  
 Gold Plating over Nickel on Contact Area,  
 Tin Plating on Terminal  
 SHELL: Copper Alloy  
 SHELL PLATING: Nickel

**HOW TO ORDER:**

U 0 0 3 - 0 5 6 X - X 0 X - Z

**CIRCUIT SIZES**

05 - 5 Position Female - Surface Mount

**INSULATOR COLOR**

0 - Black  
 1 - White

**SHELL STYLE**

1 - With Tape on Shield (Top)  
 2 - Without Tape

**BODY STYLE**

6 - 9.9(L) x 9.2 (W)  
 Footprint, Type I

**MOUNTING STYLE**

0 - With mounting Pegs  
 4.4 between pegs

**RoHS COMPLIANT**

**SELECTIVE CONTACT PLATING**

2 - Selective Gold  
 3 - 15u" Gold  
 4 - 30u" Gold

Rev		Apv.	Date
0	Issued	WHS	3/6/06
A	Revised Shell Style	WHS	7/11/06

**SMP TECHNOLOGY, INC.**

Mini USB, 5 Position, Right Angle Female, Surface Mount  
 4.4 Mounting Pegs, 9.9 x 9.2 Profile

SCALE:n/a

TOL. DEC. .X +/- 0.30 .XX +/- 0.30 .XXX +/- 0.30 ANGLE +/- 3° UNIT: mm

P/N: U003-056X-X0X-Z

Pg: 1