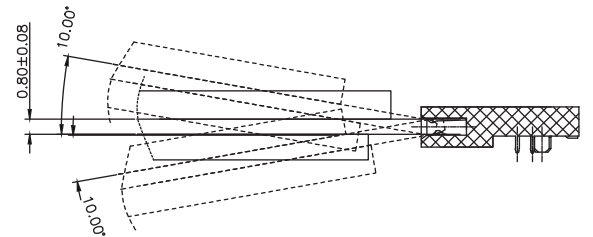
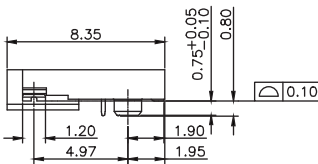
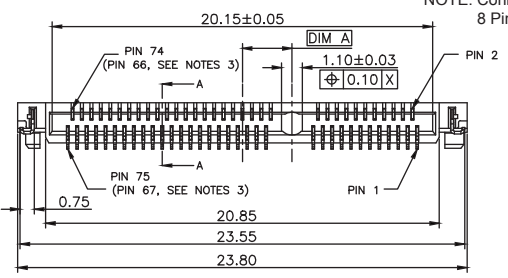


Isometric View

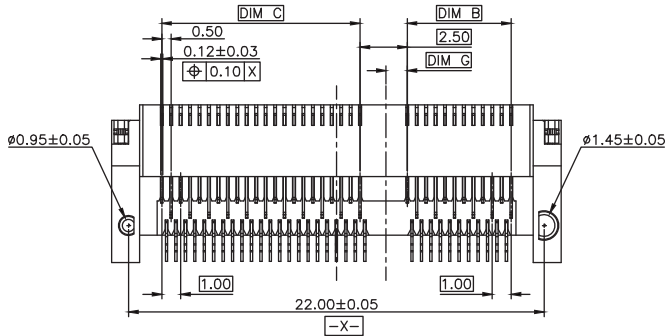
NOTE: Connector is 67 Pins  
8 Pins Allotted For Keying



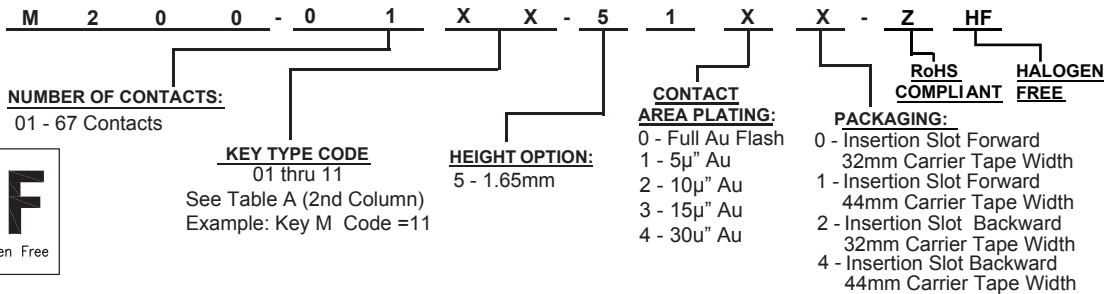
Recommended Card Insertion Angle

Table A : Keying Type & Code

KEY NAME	DIM A	DIM B	DIM C	DIM D	DIM E	DIM F	DIM G
KEY A	6.625	1.5	14.5	1.0	14.5	1.375	1.125
KEY B	5.625	2.5	13.5	2.0	13.5	1.375	1.125
KEY C	4.625	3.5	12.5	3.0	12.5	1.375	1.125
KEY D	3.625	4.5	11.5	4.0	11.5	1.375	1.125
KEY E	2.625	5.5	10.5	5.0	10.5	1.375	1.125
KEY F	1.625	6.5	9.5	6.0	9.5	1.375	1.125
KEY G	-1.125	9.0	7.0	9.0	6.5	1.125	1.375
KEY H	-2.125	10.0	6.0	10.0	5.5	1.125	1.375
KEY J	-3.125	11.0	5.0	11.0	4.5	1.125	1.375
KEY K	-4.125	12.0	4.0	12.0	3.5	1.125	1.375
KEY L	-5.125	13.0	3.0	13.0	2.5	1.125	1.375
KEY M	-6.125	14.0	2.0	14.0	1.5	1.125	1.375



HOW TO ORDER:



MATERIAL:

HOUSING: High Temp Thermo Plastic UL94V-0, Black  
 SOLDER LATCH (PEG): Stainless Steel; 80u" Matte tin plating  
 over 50 u: Nickel  
 CONTACT: Copper Alloy  
 CONTACT PLATING: Specified Au Thickness in Contact Area  
 50u" Nickel Sub-Plate; Au flash plating on solder tails.  
 See Contact Area Plating Option



LEAD FREE

Rev	Drawn	Checked	Approved	Date
0	B.S.	S.M.	S.M.	02/15/18

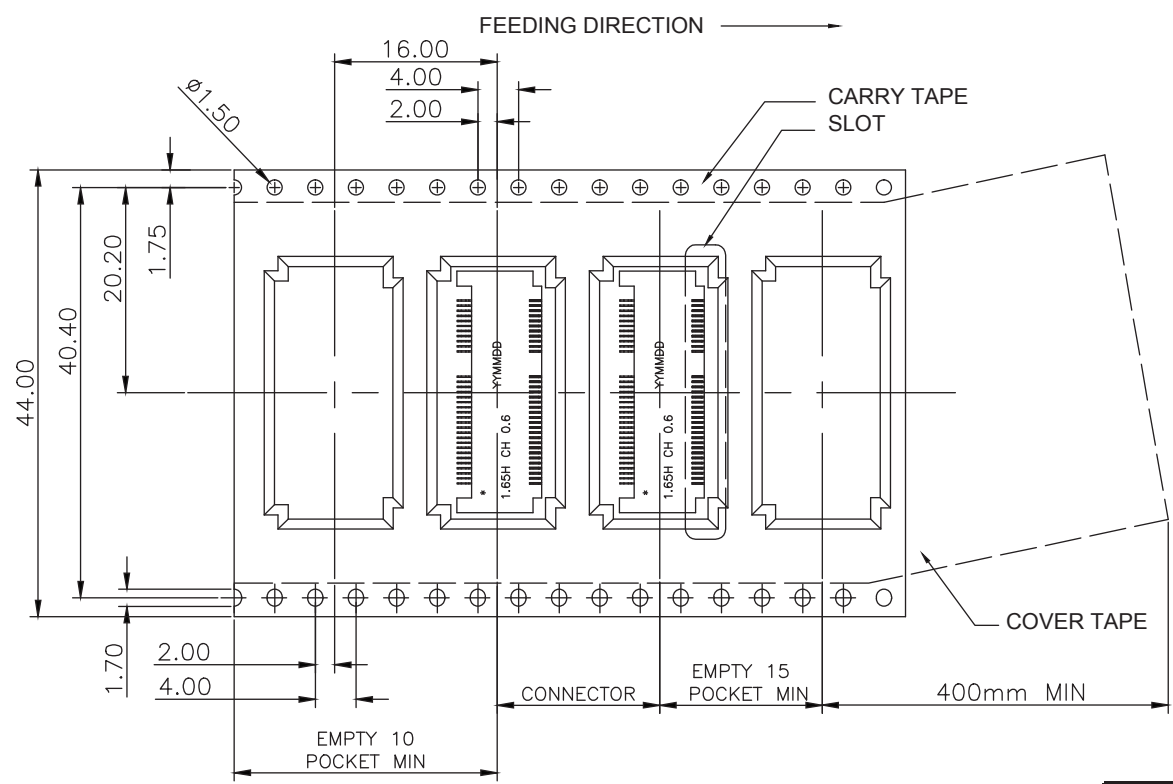
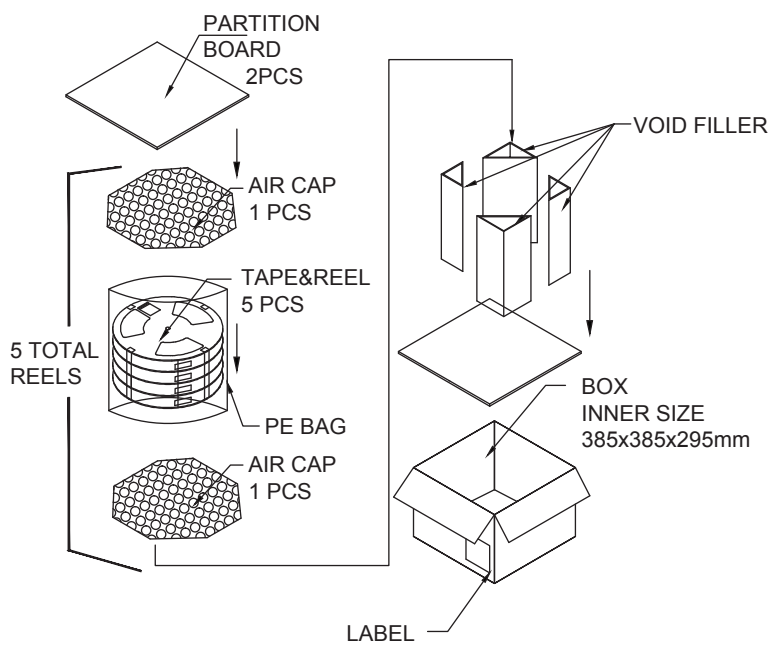
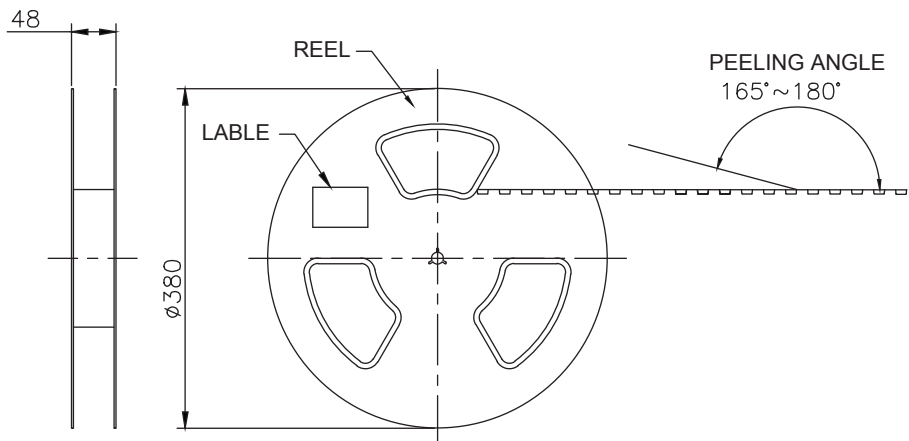
SMP TECHNOLOGY, INC.

NGFF Connector ; 1.65mm Height, Sinking Type

TOL. DEC. .X +/- 0.30 .XX +/- 0.25 .XXX +/- 0.15 ANGLE +/- 31° UNIT: mm

P/N: M200-01XX-51XX-ZHF





PCS / TAPE	REELS / BOX	PCS / BOX
1500	5	7500
GROSS WEIGHT		NET WEIGHT
X.XX KG		X.XX KG

**SMP TECHNOLOGY, INC.**

NGFF Connector ; 1.65mm Height, Sinking Type