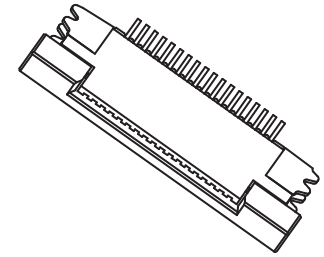
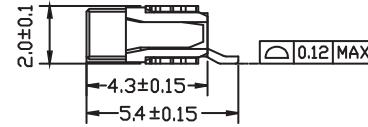
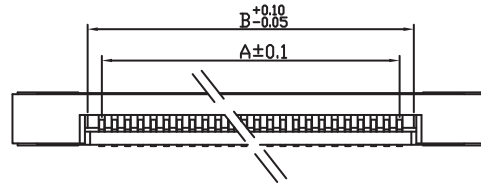
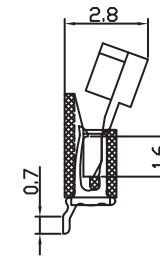
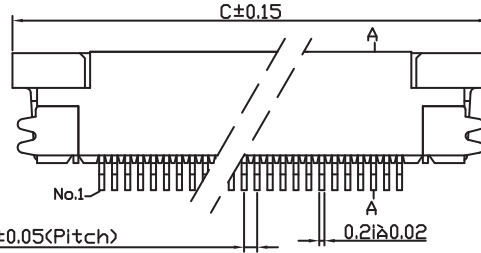


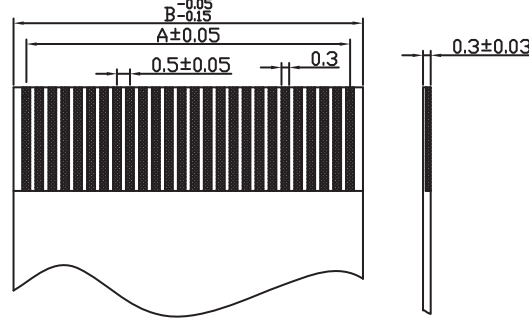
# of Circuits	A	B	C	# of Circuits	A	B	C
4	1.50	2.56	8.20	32	15.50	16.56	22.20
5	2.00	3.06	8.70	33	16.00	17.06	22.70
6	2.50	3.56	9.20	34	16.50	17.56	23.20
7	3.00	4.06	9.70	35	17.00	18.06	23.70
8	3.50	4.56	10.20	36	17.50	18.56	24.20
9	4.00	5.06	10.70	37	18.00	19.06	24.70
10	4.50	5.56	11.20	38	18.50	19.56	25.20
11	5.00	6.06	11.70	39	19.00	20.06	25.70
12	5.50	6.56	12.20	40	19.50	20.56	26.20
13	6.00	7.06	12.70	41	20.00	21.06	26.70
14	6.50	7.56	13.20	42	20.50	21.56	27.20
15	7.00	8.06	13.70	43	21.00	22.06	27.70
16	7.50	8.56	14.20	44	21.50	22.56	28.20
17	8.00	9.06	14.70	45	22.00	23.06	28.70
18	8.50	9.56	15.20	46	22.50	23.56	29.20
19	9.00	10.06	15.70	47	23.00	24.06	29.70
20	9.50	10.56	16.20	48	23.50	24.56	30.20
21	10.00	11.06	16.70	49	24.00	25.06	30.70
22	10.50	11.56	17.20	50	24.50	25.56	31.20
23	11.00	12.06	17.70	51	25.00	26.06	31.70
24	11.50	12.56	18.20	52	25.50	26.56	32.20
25	12.00	13.06	18.70	53	26.00	27.06	32.70
26	12.50	13.56	19.20	54	26.50	27.56	33.20
27	13.00	14.06	19.70	55	27.00	28.06	33.70
28	13.50	14.56	20.20	56	27.50	28.56	34.20
29	14.00	15.06	20.70	57	28.00	29.06	34.70
30	14.50	15.56	21.20	58	28.50	29.56	35.20
31	15.00	16.06	21.70	59	29.00	30.06	35.70
				60	29.50	30.56	36.20



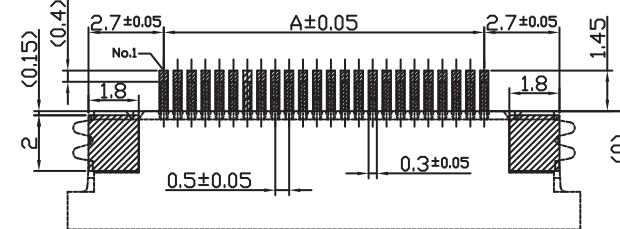
ISOMETRIC VIEW



SECTION A-A



FFC/FPC DIMENSION  
THICKNESS 0.3<sup>+0.03</sup>mm



RECOMMENDED PCB LAYOUT

**ELECTRICAL:**

CURRENT RATING: 0.5A  
 VOLTAGE RATING: 50 VDC  
 INSULATOR RESISTANCE: > 500MΩ min. (at 500 VDC)  
 OPERATING TEMPERATURE: -25°C to +85°C

**MATERIAL:**

HOUSING: LCP UL94V-0 /COLOR  
 SLIDER: PPS UL94V-0 /COLOR: White  
 CONTACT PLATING: Copper Alloy /UNDER PLATING: Nickel (50μ") MIN.  
 OVER PLATING: Tin Alloy (100μ") MIN.

**HOW TO ORDER:**

F 2 1 4 - X X 2 D - X 0 X - Z X

**NUMBER OF CONTACTS:**  
04 to 60 - SEE TABLE

**DEFINITION:**  
2 - SMT

**INSERT DIRECTION:**  
D - SIDE ENTRY (ZIF)

**FOOTPRINT:**  
0 - STANDARD

**PACKAGING:**  
0 - TUBE  
2 - TAPE/REEL

**CONTACT POINT:**  
3 - UPPER CONTACT  
4 - LOWER CONTACT

**PLATING:**  
Blank - Tin Plate  
1 - Au Flash

**RoHS COMPLIANT**

Rev	Drawn	Checked	Approved	Date
0	B.S.	S.M.	S.M.	04/22/14
A	B.S.	S.M.	S.M.	04/10/15
B	B.S.	S.M.	S.M.	01/12/17

**SMP TECHNOLOGY, INC.**

FFC Connectors, 0.5mm Pitch, Side Entry, ZIF, SMT Type

SCALE: N/A

2.05 mm Height

TOL. DEC. .X +/- 0.25 .XX +/- 0.20 .XXX +/- 0.10 ANGLE +/- 2° UNIT: mm

P/N: F214-XX2D-X0X-ZX

Pg: 1