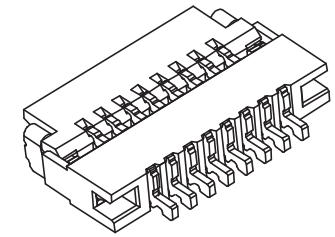
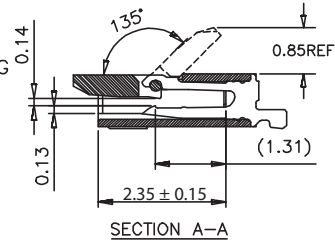
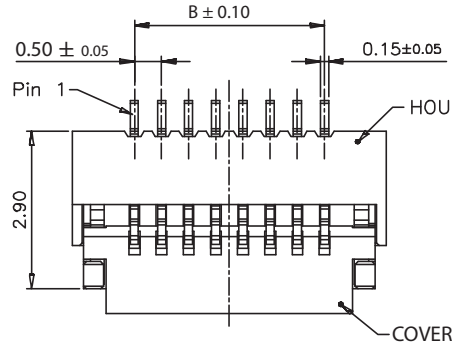
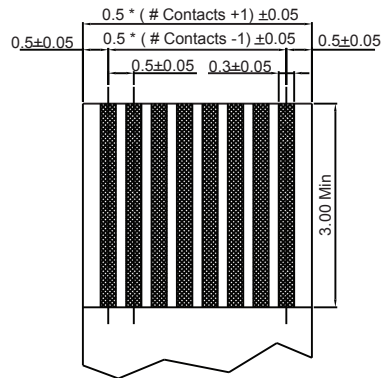


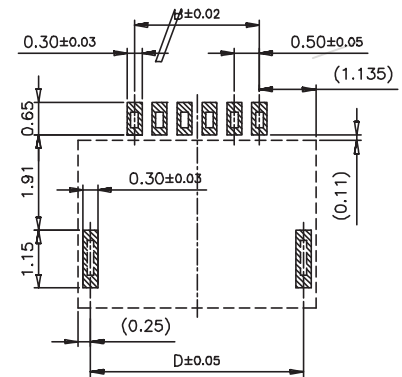
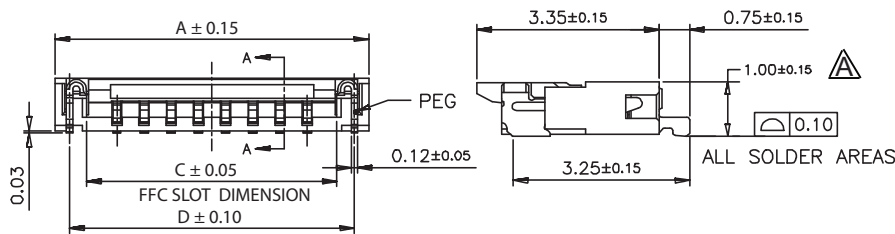
# Pins	A	B	C	D	# Pins	A	B	C	D
4	3.77	1.50	2.60	3.27	23	13.27	11.00	12.10	12.77
5	4.27	2.00	3.10	3.77	24	13.77	11.50	12.60	13.27
6	4.77	2.50	3.60	4.27	25	14.27	12.00	13.10	13.77
7	5.27	3.00	4.10	4.77	26	14.77	12.50	13.60	14.27
8	5.77	3.50	4.60	5.27	27	15.27	13.00	14.10	14.77
9	6.27	4.00	5.10	5.77	28	15.77	13.50	14.60	15.27
10	6.77	4.50	5.60	6.27	29	16.27	14.00	15.10	15.77
11	7.27	5.00	6.10	6.77	30	16.77	14.50	15.60	16.27
12	7.77	5.50	6.60	7.27	31	17.27	15.00	16.10	16.77
13	8.27	6.00	7.10	7.77	32	17.77	15.50	16.60	17.27
14	8.77	6.50	7.60	8.27	33	18.27	16.00	17.10	17.77
15	9.27	7.00	8.10	8.77	34	18.77	16.50	17.60	18.27
16	9.77	7.50	8.60	9.27	35	19.27	17.00	18.10	18.77
17	10.27	8.00	9.10	9.77	36	19.77	17.50	18.60	19.27
18	10.77	8.50	9.60	10.27	37	20.27	18.00	19.10	19.77
19	11.27	9.00	10.10	10.77	38	20.77	18.50	19.60	20.27
20	11.77	9.50	10.60	11.27	39	21.27	19.00	20.10	20.77
21	12.27	10.00	11.10	11.77	40	21.77	19.50	20.60	21.27
22	12.77	10.50	11.60	12.27					



ISOMETRIC VIEW



FFC/FPC DIMENSION THICKNESS 0.3mm ±0.03



RECOMMENDED PCB LAYOUT

**HOW TO ORDER:**

**F 2 1 4 - X X 2 5 - 4 0**

**NUMBER OF CONTACTS:**

04 to 40 - SEE TABLE ABOVE

**DEFINITION:**

2 - SMT

**INSERT DIRECTION:**

5 - Side Entry ; 1.00 mm Height  
Flip Cover

**CONTACT POINT:**

4 - LOWER CONTACT

**PACKAGING:**

0 - TUBE  
2 - TAPE/REEL

**PLATING:**

Blank - Bright Tin  
1 - Au Flash  
2 - Matte Tin

**RoHS COMPLIANT**

**ELECTRICAL:**

CURRENT RATING: 0.5A  
VOLTAGE RATING: 50 VDC

OPERATING TEMPERATURE: -55°C to +85°C

**MATERIAL:**

HOUSING: HIGH TEMPERATURE PLASTIC : Body - White ; Cover - Black  
CONTACT PLATING: Copper Alloy /UNDER PLATING: Nickel (50u") MIN.  
OVER PLATING: Tin (100u") MIN.

Rev	Drawn	Checked	Approved	Date	
0	Issued	B.S.	S.M.	S.M.	9/07/11
A	Revised for Height & Table Dimensions	B.S.	S.M.	S.M.	02/28/14
B	Added Plating Option	B.S.	S.M.	S.M.	09/22/16

SCALE: N/A

TOL. DEC. .X +/- 0.25 .XX +/- 0.20 .XXX +/- 0.10 ANGLE +/- 2° UNIT: mm

**SMP TECHNOLOGY, INC.**  
FFC Connectors, 0.5mm Pitch, Side Entry, ZIF, SMT Type; Hinged  
"Flip" Cover ; 1.00 mm Height

P/N: F 2 1 4 - XX 2 5 - 4 0 X - ZX