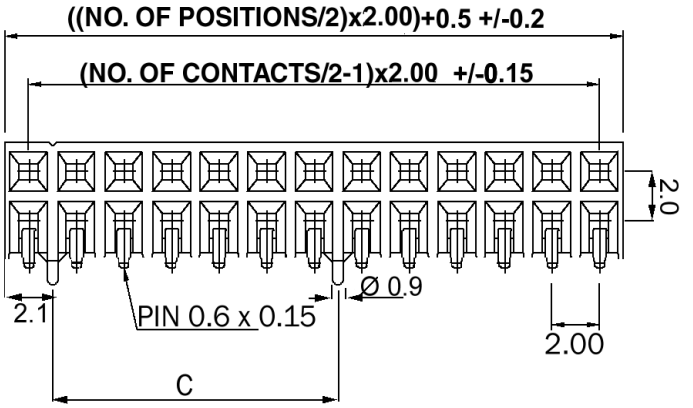

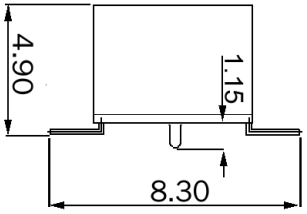

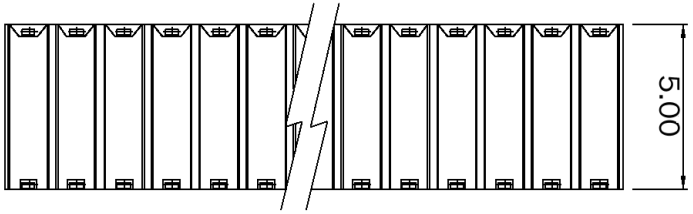

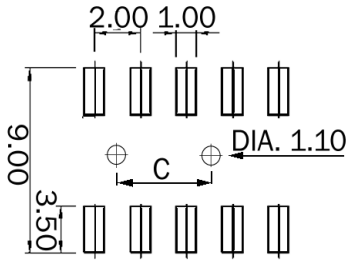

P.C.B. LAYOUT

HOW TO ORDER:

B 0 6 7 - X X 3 3 - 0 0 X - Z

 # OF CONTACTS:
06 thru 50

CONTACT TAIL OPTIONS:
3 - SURFACE MOUNT w/OUT POST

HOUSING OPTION:
3 - DOUBLE ROW SIDE ENTRY

BODY HEIGHT:
0 - STANDARD

PLATING OVERALL:
0 - FULL TIN
1 - FULL Au FLASH
3 - 10u" Au
4 - 15u" Au
5 - 30u" Au

SELECTIVE PLATING:
6 - Au FLASH CONTACT AREA/TIN TAIL
7 - 10u" Au CONTACT AREA/TIN TAIL
8 - 15u" Au CONTACT AREA/TIN TAIL
9 - 30u" Au CONTACT AREA/TIN TAIL

RoHS COMPLIANT

ELECTRICAL:
CURRENT: 1A
CONTACT RESISTANCE: 20 milliohms Max.
INSULATOR RESISTANCE: 5000 Megohms Min.
DIELECTRIC WITHSTANDING VOLTAGE: 500VAC For 1 MIN.
OPERATING TEMPERATURE: -40°C to +105°C
MAX PROCESSING TEMPERATURE: 230° For 30 ~ 60 Sec. (260° For 10 Sec.)

MATERIAL:
INSULATOR: Polyester, UL 94V-0 ; Nylon-6T
CONTACT: Phosphor Bronze
CONTACT PLATING: Full Gold, Full Tin, Selective Plating

Rev		Drawn	Checked	Appproved	Date
0	Issued	A.M.	S.M.	S.M.	08/07/03
A	Revised for RoHS Compliance	B.S.	S.M.	S.M.	12/15/06

SCALE:n/a

TOL. DEC. .X +/- 0.35 .XX +/- 0.25 .XXX +/- 0.15 ANGLE +/- 5° UNIT: mm

SMP TECHNOLOGY, INC.

Receptacle Assembly, 2.00mm Pitch, Double Row, Surface Mount

Side Entry, Without Mounting Post

SERIES: B067