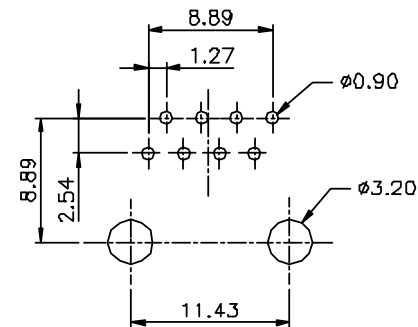
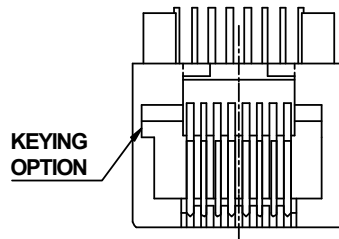
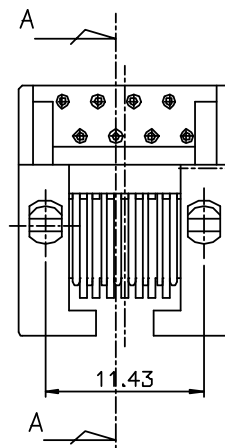


SECTION A-A



PC Board Layout  
Component Side Shown

**ELECTRICAL:**

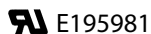
VOLTAGE RATING: 125 VAC RMS  
 CURRENT: 1.5 AMP  
 CONTACT RESISTANCE: < 20m Ω  
 INSULATOR RESISTANCE: > 500M Ω  
 DIELECTRIC WITHSTANDING VOLTAGE: 1000VAC FOR 1 MIN.  
 OPERATING TEMPERATURE: -40° C TO +70 C

**MATERIAL:**

INSULATOR: PBT 10% Glass Filled ( UL 94V-0 Rated)  
 CONTACT: 0.45mm Dia. Phosphor Bronze over Nickel Plated

**MECHANICAL:**

DURABILITY: 500 Mating Cycles Min.



**HOW TO ORDER:**

**A 3 0 1 4 - 3 4 0 - 0 1 X - X 0 - Z**

**NUMBER OF POSITIONS:**  
3 - 8 POSITIONS

**NUMBER OF CONTACTS:**  
4 - 8 CONTACTS

**NUMBER OF PORTS:**  
01

**SHIELD:**  
0 - NON SHIELDED

**KEYING OPTION:**  
0 - W/ OUT KEY  
1 - W/ KEY

**PLATING OVERALL:**  
0 - FULL Au  
1 - 10u" Au  
2 - 15u" Au  
3 - 30u" Au  
4 - 50u" Au

**FLANGE:**  
0 - NO FLANGE

**SELECTIVE PLATING:**  
6 - Au CONTACT AREA/TIN TAIL  
7 - 10u" Au CONTACT AREA/TIN TAIL  
8 - 15u" Au CONTACT AREA/TIN TAIL  
9 - 30u" Au CONTACT AREA/TIN TAIL

**RoHS COMPLIANT**

Rev	Drawn	Checked	Approved	Date
0	D.H.	S.M.	S.M.	05/12/04
A	B.S.	S.M.	S.M.	3/6/07

**SMP TECHNOLOGY, INC.**

SCALE MAT'L FINISH

RJ45 8PCC, Very Low Profile, Non-Shielded

TOL. DEC. .X +/- 0.35 .XX +/- 0.25 .XXX +/- ANGLE +/- UNIT: mm

SERIES: A3014 - 340 - 01X - x0 - Z