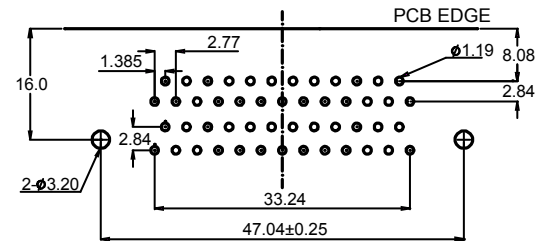
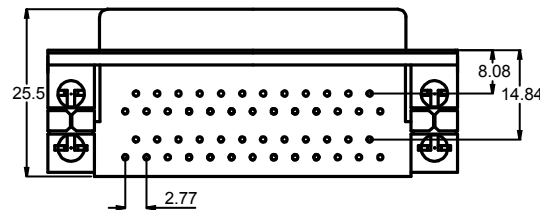


DISTANCE BETWEEN CONNECTORS DIMENSION(mm)

OPTION	E	F
1	15.88	28.42
2	19.05	31.60
3	22.86	35.41



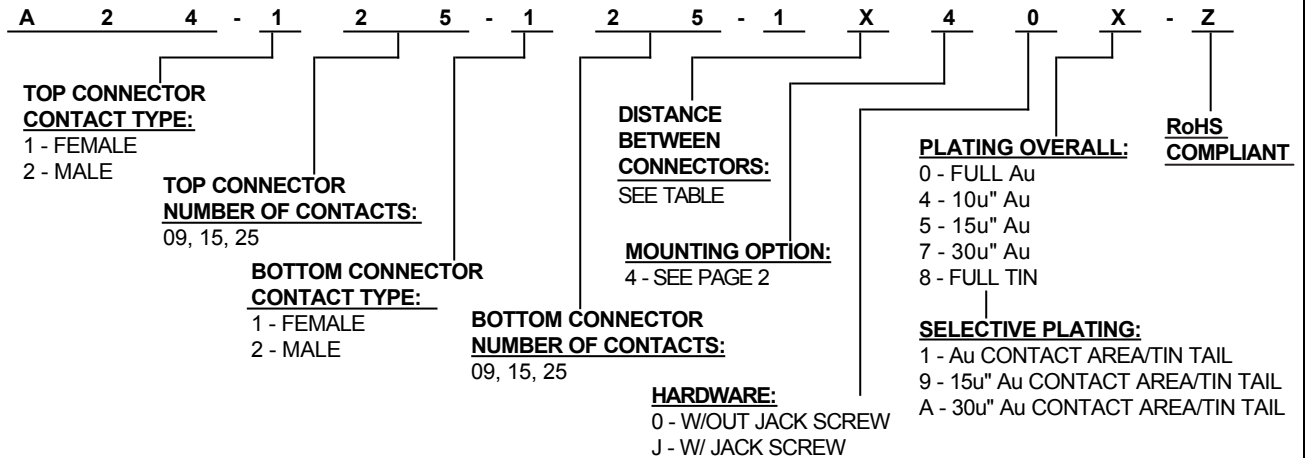
ELECTRICAL:

CURRENT RATING: 5A
VOLTAGE RATING: 300VDC
OPERATING VOLTAGE: 500V
CONTACT RESISTANCE:
< 15 Milliohm Max.
INSULATION RESISTANCE:
> 1000 Megaohm Min. at 500VDC
DIELECTRIC WITHSTANDING VOLTAGE:
1000V (rms) for 1 Minute
OPERATING TEMPERATURE: -55°C to +105°C

MATERIAL:

INSULATOR: THERMOPLASTIC
W/ GLASS FIBER FILLED (UL94V-0)
CONTACT: COPPER ALLOY
SHELL: STEEL
CONTACT PLATING: GOLD ON MATING SURFACE
Sn-Pb ON TERMINATION END
ALL OVER 50 µ" NICKEL

HOW TO ORDER:



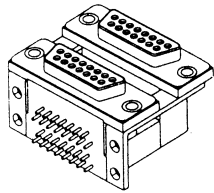
Rev	Drawn	Checked	Approved	Date
0	S.E.	S.M.	S.M.	10/1/97
A	B.S.	S.M.	S.M.	12/15/06

SMP TECHNOLOGY, INC.
Dual D-SUB CONNECTOR, 25 Position Female Over 25 Position Female, 2 Boardlocks

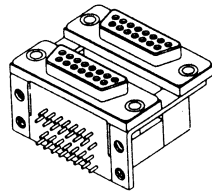
SCALE: N/A

TOL. DEC.	.X +/-	.XX +/-	.XXX +/-	ANGLE +/-	UNIT:
	0.35	0.25	0.15		mm

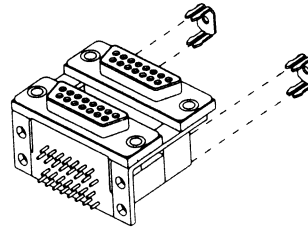
OPTION 1:
 FOUR .125 DIAMETER
 NON-THREADED
 MOUNTING HOLES



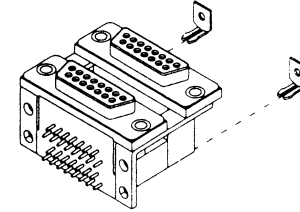
OPTION 2:
 FOUR THREADED 4-40
 MOUNTING HOLES



OPTION 3:
 FOUR GROUNDING
 BRACKETS



OPTION 4:
 TWO GROUNDING
 BRACKETS



Rev		Apv.	Date	SMP TECHNOLOGY, INC.
SCALE	MAT'L	FINISH	MOUNTING OPTIONS	
				SERIES: A 2 5
				Pg: 2