

**DISTANCE BETWEEN CONNECTORS DIMENSION(mm)**

OPTION	E	F
1	15.88	28.42
2	19.05	31.60
3	22.86	35.41

**ELECTRICAL:**

CURRENT RATING: 5A  
 VOLTAGE RATING: 300VDC  
 OPERATING VOLTAGE: 500V  
 CONTACT RESISTANCE:  
 < 15 Milliohm Max.  
 INSULATION RESISTANCE:  
 > 1000 Megaohm Min. at 500VDC  
 DIELECTRIC WITHSTANDING VOLTAGE:  
 1000V (rms) for 1 Minute  
 OPERATING TEMPERATURE: -55°C to +105°C

**MATERIAL:**

INSULATOR: THERMOPLASTIC  
 W/ GLASS FIBER FILLED (UL94V-0)  
 CONTACT: COPPER ALLOY  
 SHELL: STEEL; NICKEL PLATED  
 CONTACT PLATING: GOLD ON MATING SURFACE  
 Sn ON TERMINATION END  
 ALL OVER 50m" NICKEL

**HOW TO ORDER:**

A 2 4 - 1 0 9 - 1 0 9 - 4 X X X X - Z

**TOP CONNECTOR CONTACT TYPE:**

1 - FEMALE

**TOP CONNECTOR NUMBER OF CONTACTS:**  
09

**BOTTOM CONNECTOR CONTACT TYPE:**  
1 - FEMALE

**BOTTOM CONNECTOR NUMBER OF CONTACTS:**  
09

**DISTANCE BETWEEN CONNECTORS:**  
SEE TABLE

**MOUNTING OPTION:**  
SEE PAGE 2

**HARDWARE:**  
0 - W/OUT JACK SCREW  
J - W/ JACK SCREW

**PLATING OVERALL:**

- 0 - FULL Au
- 4 - 10u" Au
- 5 - 15u" Au
- 7 - 30u" Au
- 8 - FULL TIN

**SELECTIVE PLATING:**

- 1 - Au CONTACT AREA/TIN TAIL
- 9 - 15u" Au CONTACT AREA/TIN TAIL
- A - 30u" Au CONTACT AREA/TIN TAIL

**RoHS COMPLIANT**

Rev	Drawn	Checked	Approved	Date
0 Issued	B.S.	S.M.	S.M.	09/16/10

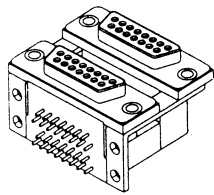
**SMP TECHNOLOGY, INC.**

Dual D-SUB CONNECTOR, 9 Position Female Over 9 Position Female

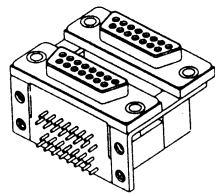
TOL. DEC. .X +/- 0.35 .XX +/- 0.25 .XXX +/- 0.15 ANGLE +/- UNIT: mm

P/N: A24-109-109-4XXXX-Z

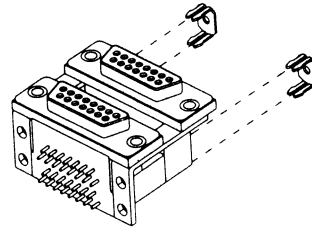
**OPTION 1:**  
FOUR .125 DIAMETER  
NON-THREADED  
MOUNTING HOLES



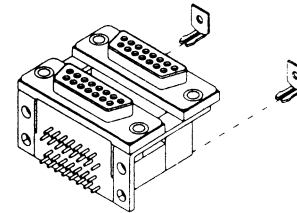
**OPTION 2:**  
FOUR THREADED 4-40  
MOUNTING HOLES



**OPTION 3:**  
FOUR GROUNDING  
BRACKETS



**OPTION 4:**  
TWO GROUNDING  
BRACKETS



**SMP TECHNOLOGY, INC.**

MOUNTING OPTIONS

SERIES: A 2 4

Pg: 2