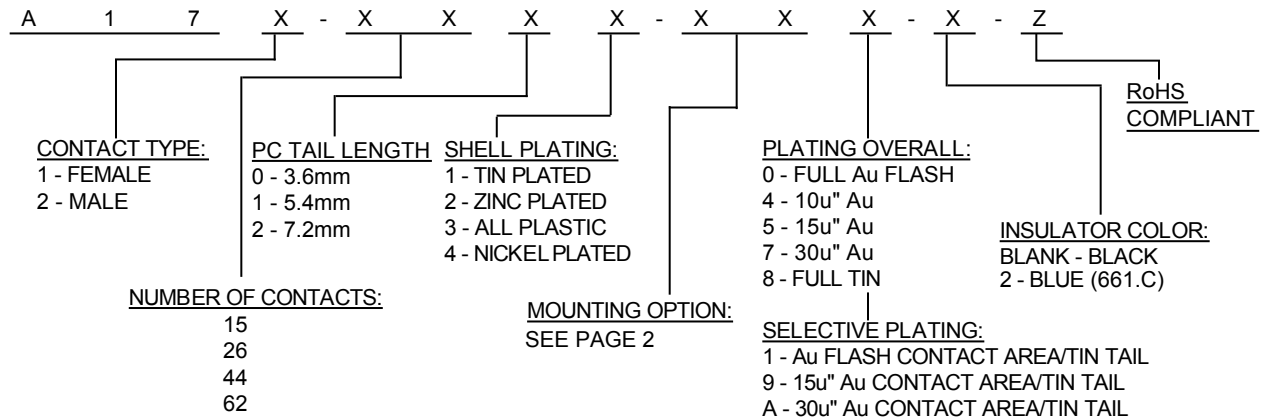


DIMENSION(mm)

CONTACTS	A	B	C	D	E	F
15	16.33	24.99	30.81	19.28	7.04	2.29
26	24.66	33.32	39.14	27.51	6.88	2.29
44	38.38	47.04	53.04	41.28	6.88	2.29
62	54.84	63.50	69.32	57.71	6.99	2.41

HOW TO ORDER:



ELECTRICAL:

CURRENT RATING: 5A
CONTACT RESISTANCE: < 30m Ω
INSULATOR RESISTANCE: > 1000M Ω
DIELECTRIC WITHSTANDING VOLTAGE: 1000V AC FOR 1 MIN.
OPERATING TEMPERATURE: -55° C TO +105° C

MATERIAL:

CONTACT: COPPER ALLOY
INSULATOR: PBT & 30% GLASS FIBER (UL94V-0)
SHELL: NICKEL PLATED STEEL

Rev	Drawn	Checked	Approved	Date
0 Issued	S.E.	S.M.	S.M.	10/1/97
A Revised for RoHS Compliance	B.S.	S.M.	S.M.	6/13/07

SMP TECHNOLOGY, INC.

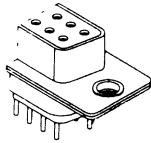
D-SUB CONNECTOR, HIGH DENSITY, STRAIGHT, PCB MOUNT, HIGH PROFILE

TOL. DEC. .X +/- 0.35 .XX +/- 0.25 .XXX +/-0.15 ANGLE +/- UNIT: mm

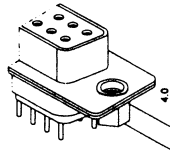
P/N: A17X-XXXX-XXX-X-Z

MOUNTING OPTIONS

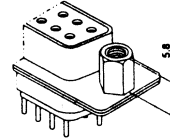
OPTION 10:
.120 DIAMETER HOLES



OPTION 11:
4-40 THREADED
RIVETED CLINCH NUTS



OPTION 12:
4-40 THREADED
FIXED JACK SCREWS



OPTION 14:
4-40 THREADED
RIVETED BRACKETS

