

HOW TO ORDER:

A 0 4 1 - 1 5 4 X - X X X 1 - Z

CONTACT TYPE:

1 - FEMALE

FOOTPRINT:

4 - 8.89mm

SHELL PLATING:

1 - TIN PLATED
4 - NICKEL PLATED

OPTION:

1 - VESA COMPLIANT

RoHS COMPLIANT

PLATING OVERALL:

0 - FULL Au FLASH
4 - 10u" Au
5 - 15u" Au
7 - 30u" Au
8 - FULL TIN

SELECTIVE PLATING:

1 - Au FLASH CONTACT AREA/TIN TAIL
9 - 15u" Au CONTACT AREA/TIN TAIL
A - 30u" Au CONTACT AREA/TIN TAIL

MOUNTING OPTION:

SEE MOUNTING
OPTIONS PAGE

ELECTRICAL:

CURRENT: 1.0 A
CONTACT RESISTANCE: < 30mΩ
INSULATOR RESISTANCE: > 1000MΩ
DIELECTRIC WITHSTANDING VOLTAGE: 1000VAC FOR 1 M IN .
OPERATING TEMPERATURE: -55° C TO +105° C

MATERIAL:

INSULATOR: PBT & 30% GLASS FIBER (UL94V-0);Blue Pantone 661 C
CONTACT: COPPER ALLOY
CONTACT PLATING: OPTIONAL GOLD OR TIN ALL OVER NICKE

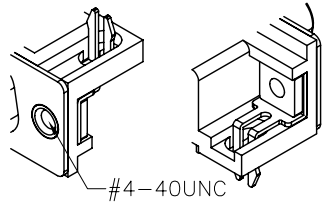
Rev	Drawn	Checked	Approved	Date
0	B.S.	S.M.	S.M.	12/18/06
A	B.S.	S.M.	S.M.	07/18/12

SCALE
DRAWING No. A04-1
TOL. DEC. .X +/- 0.35 .XX +/- 0.25 .XXX +/- ANGLE +/- UNIT: mm

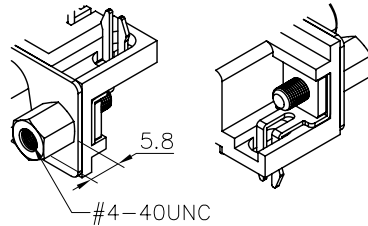
SMP TECHNOLOGY, INC.
D-Sub Connector, 15 Position High Density, Right Angle, Female
SERIES A041-154X-XXX1-Z Pg: 1

MOUNTING OPTIONS

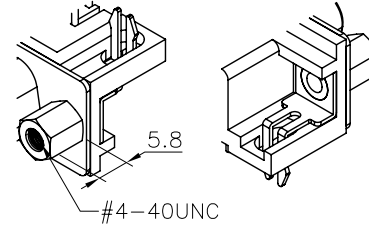
MOUNTING OPTION 23:
4-40 THREADED RIVETED INSERTS W/
GROUNDING BRACKETS



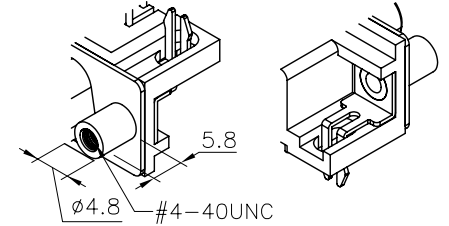
MOUNTING OPTION 24:
4-40 THREADED RIVETED INSERTS W/
GROUNDING BRACKETS & JACK SCREWS



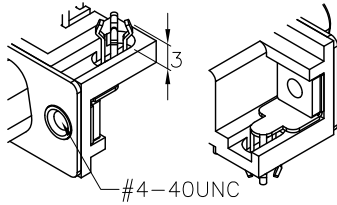
MOUNTING OPTION 25:
4-40 THREADED RIVETED INSERTS W/
GROUNDING BRACKETS & JACK SCREWS
(5.8mm LENGTH)



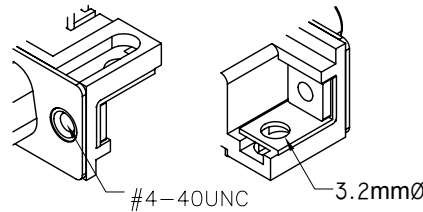
MOUNTING OPTION 26:
4-40 THREADED RIVETED INSERTS
W/ GROUNDING BRACKETS & ROUND
JACK SCREWS (5.8mm LENGTH)



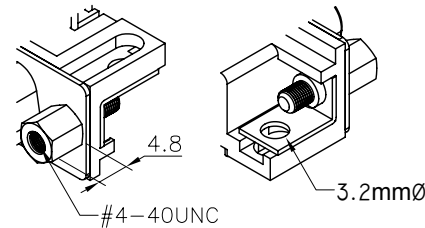
MOUNTING OPTION 27:
4-40 THREADED RIVETED INSERTS W/
4 PRONG GROUNDING BRACKETS



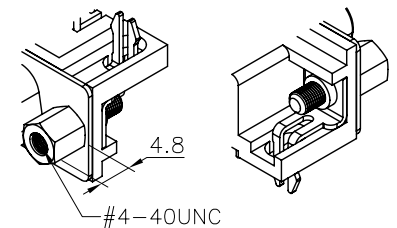
MOUNTING OPTION 33:
4-40 THREADED RIVETED INSERTS W/
NON-THREADED PCB MOUNTING
HOLES (3.2mmØ)



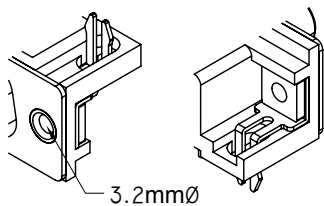
MOUNTING OPTION 34:
4-40 THREADED RIVETED INSERTS W/
NON-THREADED PCB MOUNTING
HOLES (3.2mmØ) AND JACK SCREWS



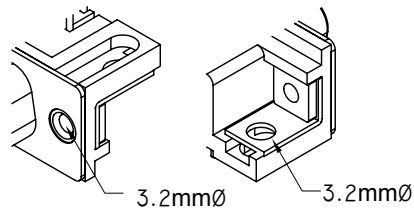
MOUNTING OPTION 74:
GROUNDING BRACKETS AND JACK
SCREWS ASSEMBLED TO CONNECTOR



MOUNTING OPTION 76:
3.2mmØ HOLES W/ GROUNDING
BRACKETS



MOUNTING OPTION 77:
3.2mmØ HOLES W/ NON-THREADED
PCB MOUNTING HOLES



MOUNTING OPTION 35:
L-BRACKET & JACK SCREWS ASSEMBLED TO
CONNECTOR W/ NON-THREADED PCB MOUNTING
HOLE (3.2mmØ)

