

**DIMENSION(mm)**

CONTACTS	A	B	C
9	16.33	24.99	30.81
15	24.66	33.32	39.14
25	30.68	38.79	44.81
37	35.60	44.48	50.30

**HOW TO ORDER:**

**A**   **0**   **2**   **X** - **X**   **X**   **3**   **X** - **X**   **X**   **X** - **X** - **Z**

<b>CONTACT TYPE:</b>	<b>FOOTPRINT:</b>	<b>SHELL PLATING:</b>	<b>MOUNTING OPTION:</b>	<b>PLATING OVERALL:</b>	<b>INSULATOR COLOR:</b>	<b>RoHS COMPLIANT</b>
1 - FEMALE 2 - MALE	3 - 14.98mm	1 - TIN PLATED 2 - ZINC PLATED 3 - ALL PLASTIC 4 - NICKLE PLATED	SEE PAGE 2	0 - FULL Au FLASH 4 - 10u" Au 5 - 15u" Au 7 - 30u" Au 8 - FULL TIN	BLANK - BLACK 1 - WHITE 2 - BLUE 3 - GRAY	
	<b>NUMBER OF CONTACTS:</b>			<b>SELECTIVE PLATING:</b>		
	SEE CONTACT NUMBER ABOVE			1 - Au FLASH CONTACT AREA/TIN TAIL 9 - 15u" Au CONTACT AREA/TIN TAIL A - 30u" Au CONTACT AREA/TIN TAIL		

**ELECTRICAL:**

CURRENT: 5A  
 CONTACT RESISTANCE: < 30m Ω  
 INSULATOR RESISTANCE: > 1000M Ω  
 DIELECTRIC WITHSTANDING VOLTAGE: 1000VAC FOR 1 MIN.  
 OPERATING TEMPERATURE: -55° C TO +105° C

**MATERIAL:**

CONTACT: COPPER ALLOY  
 INSULATOR: PBT & 30% GLASS FIBER (UL94V-0)

Rev	Drawn	Checked	Approved	Date
0	A.M.	S.M.	S.M.	05-26-02
A	B.S.	S.M.	S.M.	07/21/08

**SMP TECHNOLOGY, INC.**

D-SUB CONNECTOR, RIGHT ANGLE, 14.98mm FOOTPRINT

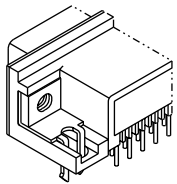
TOL. DEC.    .X +/-0.25    .XX +/- 0.10    .XXX +/- 0.05    ANGLE +/-2°    UNIT: mm

SERIES: A02

# MOUNTING OPTIONS

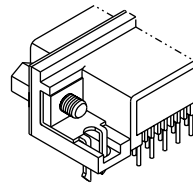
## **MOUNTING OPTION 23:**

4-40 THREADED RIVETED INSERTS W/  
GROUNDING BRACKETS



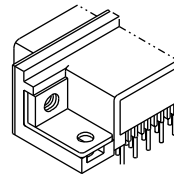
## **MOUNTING OPTION 24:**

4-40 THREADED RIVETED INSERTS W/  
GROUNDING BRACKETS & JACK SCREWS



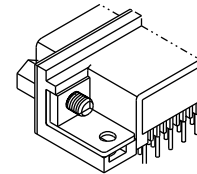
## **MOUNTING OPTION 33:**

4-40 THREADED RIVETED INSERTS W/  
NON-THREADED MOUNTING HOLES



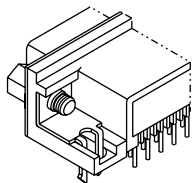
## **MOUNTING OPTION 34:**

4-40 THREADED RIVETED INSERTS W/  
NON-THREADED MOUNTING HOLES  
AND JACK SCREWS



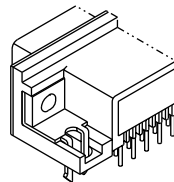
## **MOUNTING OPTION 74:**

GROUNDING BRACKETS AND JACK  
SCREWS ASSEMBLED TO CONNECTOR



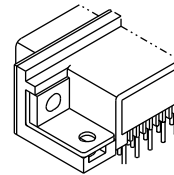
## **MOUNTING OPTION 76:**

.120 DIAMETER HOLES W/ GROUNDING  
BRACKETS



## **MOUNTING OPTION 77:**

.120 DIAMETER HOLES W/ NON-THREADED  
MOUNTING HOLES



## **MOUNTING OPTION 35:**

L-BRACKET & JACK SCREWS  
ASSEMBLED TO CONNECTOR

