

SHELL SIZE	Dim A1 ± 0.20	Dim B ± 0.25	Dim C ± 0.38	Dim D
09 pin	16.92	24.99	30.80	11.08
15 pin	25.25	33.32	39.10	19.39
25 pin	38.96	47.04	53.00	33.24
37 pin	55.42	63.50	69.32	49.86

HOW TO ORDER:

A 0 2 2 - X X 2 X - X X X - Z

ELECTRICAL:

CURRENT: 5A
 CONTACT RESISTANCE: < 30mΩ
 INSULATOR RESISTANCE: > 1000MΩ
 DIELECTRIC WITHSTANDING VOLTAGE: 1000VAC FOR 1 MIN.
 OPERATING TEMPERATURE: -55° C TO +105° C

MATERIAL:

CONTACT: COPPER ALLOY
 INSULATOR: PBT & 30% GLASS FIBER (UL94V-0)

CONTACT TYPE:
 2 - MALE

FOOTPRINT:
 2 - 8.08mm

SHELL PLATING:
 1 - TIN PLATED
 2 - ZINC PLATED
 4 - NICKEL PLATED

MOUNTING OPTION:
 SEE PAGE 2

PLATING OVERALL:
 0 - FULL Au FLASH
 4 - 10u" Au
 5 - 15u" Au
 7 - 30u" Au
 8 - FULL TIN

RoHS COMPLIANT

NUMBER OF CONTACTS:
 SEE CONTACT
 NUMBER ABOVE

SELECTIVE PLATING:

1 - Au FLASH CONTACT AREA/TIN TAIL
 9 - 15u" Au CONTACT AREA/TIN TAIL
 A - 30u" Au CONTACT AREA/TIN TAIL

Rev	Apv.	Date
0 Issued	A.M.	05-30-02
A Revised For RoHS Compliance	A.M.	07-15-05

SMP TECHNOLOGY, INC.

D-SUB CONNECTOR, RIGHT ANGLE, 8.08mm FOOTPRINT

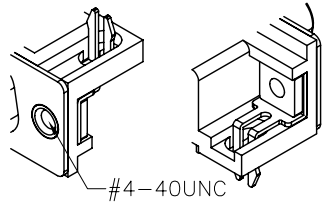
SCALE: n/a

TOL. DEC. .X +/-0.25 .XX +/- 0.10 .XXX +/- 0.05 ANGLE +/-2° UNIT: mm

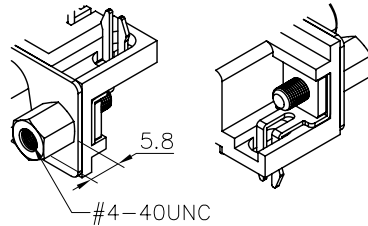
SERIES: A 0 2 2 - X X 2 X - X X X - Z

MOUNTING OPTIONS

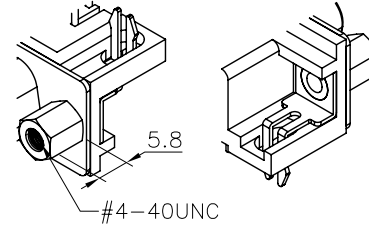
MOUNTING OPTION 23:
4-40 THREADED RIVETED INSERTS W/
GROUNDING BRACKETS



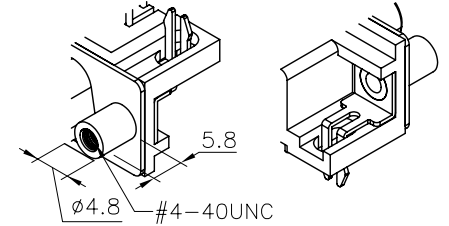
MOUNTING OPTION 24:
4-40 THREADED RIVETED INSERTS W/
GROUNDING BRACKETS & JACK SCREWS



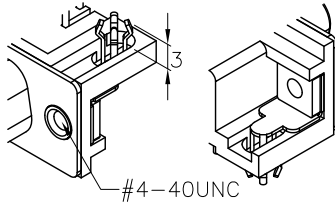
MOUNTING OPTION 25:
4-40 THREADED RIVETED INSERTS W/
GROUNDING BRACKETS & JACK SCREWS
(5.8mm LENGTH)



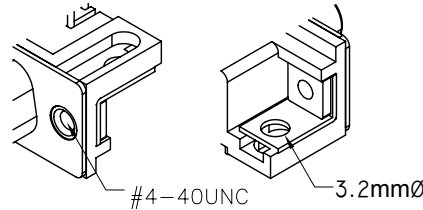
MOUNTING OPTION 26:
4-40 THREADED RIVETED INSERTS
W/ GROUNDING BRACKETS & ROUND
JACK SCREWS (5.8mm LENGTH)



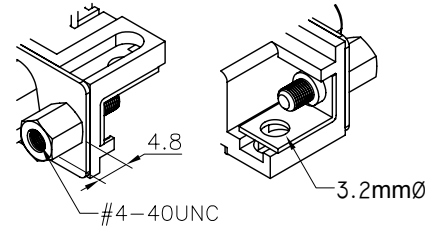
MOUNTING OPTION 27:
4-40 THREADED RIVETED INSERTS W/
4 PRONG GROUNDING BRACKETS



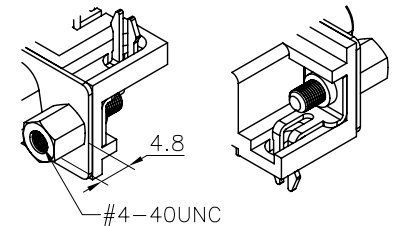
MOUNTING OPTION 33:
4-40 THREADED RIVETED INSERTS W/
NON-THREADED PCB MOUNTING
HOLES (3.2mmØ)



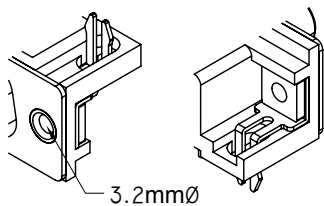
MOUNTING OPTION 34:
4-40 THREADED RIVETED INSERTS W/
NON-THREADED PCB MOUNTING
HOLES (3.2mmØ) AND JACK SCREWS



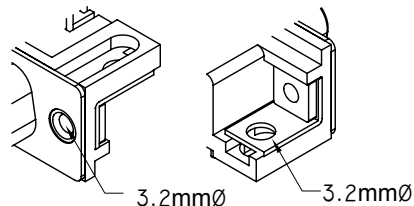
MOUNTING OPTION 74:
GROUNDING BRACKETS AND JACK
SCREWS ASSEMBLED TO CONNECTOR



MOUNTING OPTION 76:
3.2mmØ HOLES W/ GROUNDING
BRACKETS



MOUNTING OPTION 77:
3.2mmØ HOLES W/ NON-THREADED
PCB MOUNTING HOLES



MOUNTING OPTION 35:
L-BRACKET & JACK SCREWS ASSEMBLED TO
CONNECTOR W/ NON-THREADED PCB MOUNTING
HOLE (3.2mmØ)

