

SHELL SIZE	Dim A ± 0.20	Dim B ± 0.25	Dim C ± 0.38	Dim D
09 pin	16.33	24.99	30.80	11.08
15 pin	24.66	33.32	39.10	19.39
25 pin	38.38	47.04	53.00	33.24
37 pin	54.84	63.50	69.32	49.86

**HOW TO ORDER:**

**A 0 2 1 - X X 2 X - X X X - X - Z**

**ELECTRICAL:**

CURRENT: 5A  
 CONTACT RESISTANCE: 15mΩ Max. 10 SES.  
 INSULATOR RESISTANCE: 1000MΩ Min. at 500V DC.  
 DIELECTRIC WITHSTANDING VOLTAGE: 1000VAC FOR 1 MIN.  
 OPERATING TEMPERATURE: -55° C TO +105° C

**MATERIAL:**

CONTACT: COPPER ALLOY  
 INSULATOR: PBT & 30% GLASS FIBER (UL94V-0)

**CONTACT TYPE:**

1 - FEMALE

**FOOTPRINT:**

2 - 8.08mm

**SHELL PLATING:**

1 - TIN PLATED  
 2 - ZINC PLATED  
 4 - NICKEL PLATED

**MOUNTING OPTION:**

SEE PAGE 2

**PLATING OVERALL:**

0 - FULL Au FLASH  
 4 - 10u" Au  
 5 - 15u" Au  
 7 - 30u" Au  
 8 - FULL TIN

**RoHS COMPLIANT**

**SELECTIVE PLATING:**

1 - Au FLASH CONTACT AREA/TIN TAIL  
 9 - 15u" Au CONTACT AREA/TIN TAIL  
 A - 30u" Au CONTACT AREA/TIN TAIL

Rev	Apv.	Date
0 Issued	A.M.	05-30-02
A Revised For RoHS Compliance	A.M.	07-15-05

**SMP TECHNOLOGY, INC.**

D-SUB CONNECTOR, RIGHT ANGLE, 8.08mm FOOTPRINT

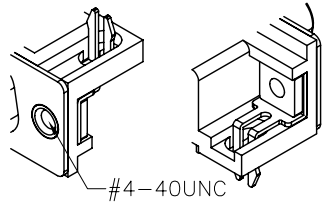
SCALE: n/a

TOL. DEC. .X +/-0.25 .XX +/- 0.10 .XXX +/- 0.05 ANGLE +/-2° UNIT: mm

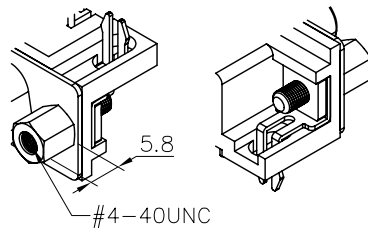
SERIES: A 0 2 1 - X X 2 X - X X X - Z

# MOUNTING OPTIONS

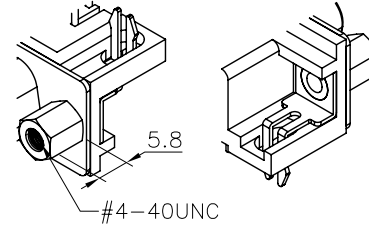
**MOUNTING OPTION 23:**  
4-40 THREADED RIVETED INSERTS W/  
GROUNDING BRACKETS



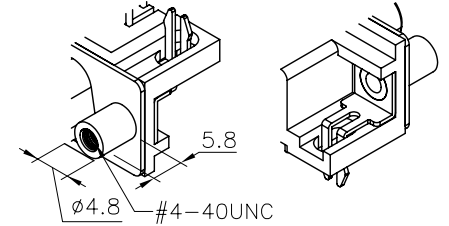
**MOUNTING OPTION 24:**  
4-40 THREADED RIVETED INSERTS W/  
GROUNDING BRACKETS & JACK SCREWS



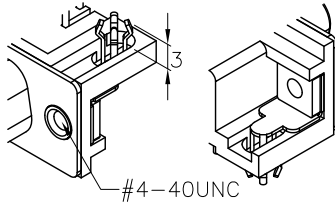
**MOUNTING OPTION 25:**  
4-40 THREADED RIVETED INSERTS W/  
GROUNDING BRACKETS & JACK SCREWS  
(5.8mm LENGTH)



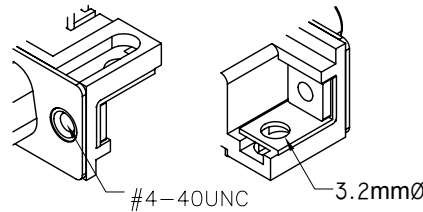
**MOUNTING OPTION 26:**  
4-40 THREADED RIVETED INSERTS  
W/ GROUNDING BRACKETS & ROUND  
JACK SCREWS (5.8mm LENGTH)



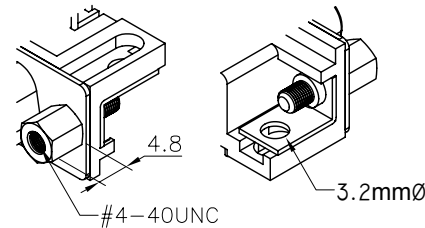
**MOUNTING OPTION 27:**  
4-40 THREADED RIVETED INSERTS W/  
4 PRONG GROUNDING BRACKETS



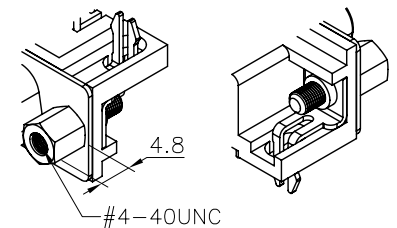
**MOUNTING OPTION 33:**  
4-40 THREADED RIVETED INSERTS W/  
NON-THREADED PCB MOUNTING  
HOLES (3.2mmØ)



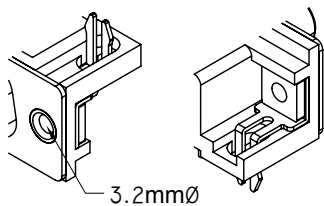
**MOUNTING OPTION 34:**  
4-40 THREADED RIVETED INSERTS W/  
NON-THREADED PCB MOUNTING  
HOLES (3.2mmØ) AND JACK SCREWS



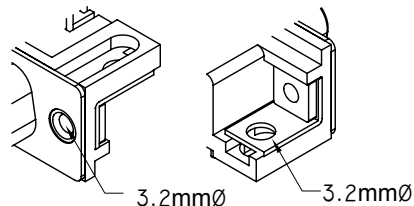
**MOUNTING OPTION 74:**  
GROUNDING BRACKETS AND JACK  
SCREWS ASSEMBLED TO CONNECTOR



**MOUNTING OPTION 76:**  
3.2mmØ HOLES W/ GROUNDING  
BRACKETS



**MOUNTING OPTION 77:**  
3.2mmØ HOLES W/ NON-THREADED  
PCB MOUNTING HOLES



**MOUNTING OPTION 35:**  
L-BRACKET & JACK SCREWS ASSEMBLED TO  
CONNECTOR W/ NON-THREADED PCB MOUNTING  
HOLE (3.2mmØ)

